

Foot switches

IP Series

Table of contents



TECHNO-CONTROL EQUIPMENT



Single or double foot switches with the EN418 emergency stop option.
Available with electric or pneumatic controls.

TABLE OF CONTENTS


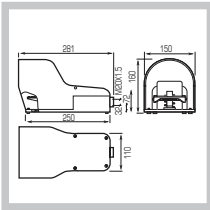
■ Single foot switches	pag. 98	■ Double foot switches – Technical data	pag. 99
------------------------	---------	---	---------

Foot switches


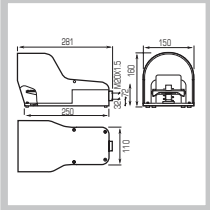

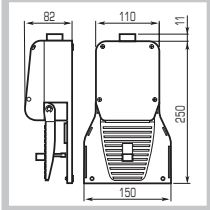

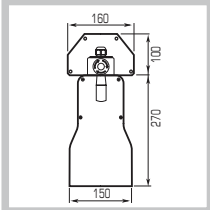

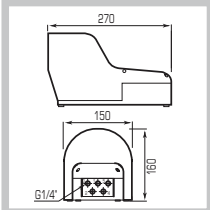
IP Series

IP54 □ thermoplastic type – Single

SAFETY FOOT SWITCHES

	DESCRIPTION	CONTACTS	REFERENCE NO.	WEIGHT gr.	MIN. PACK QTY.	DIMENSIONS
	With trigger mechanism requiring positive action to allow pedal operation	Slow break 1NO	IP7007	1.400	1	
		2NO	IP7008			

FOOT SWITCHES

	DESCRIPTION	CONTACTS	REFERENCE NO.	WEIGHT gr.	MIN. PACK QTY.	DIMENSIONS
	With pedal latching device and without trigger mechanism	Slow break 1NO	IP 7011	1.400	1	
	Without rest position trigger mechanism	Slow break 1NC+1NO	IP7006I	1.300	1	
	With trigger mechanism and EN418 emergency stop	Slow break 1NO	IP7007EM	3.900	1	
	Pneumatic with trigger mechanism	With 1/4" 5 ways valve	IP7023	1.600	1	
	Pneumatic with pedal latching device and without trigger mechanism		IP7024		1	

Foot switches


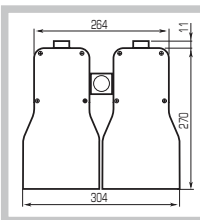
IP Series

IP54 □ thermoplastic type – Double


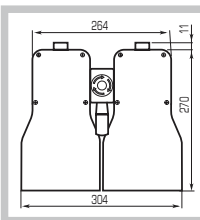


TECHNO-CONTROL EQUIPMENT

DOUBLE

DESCRIPTION	CONTACTS	REFERENCE NO.	WEIGHT gr.	MIN. PACK QTY.	DIMENSIONS
 <p>With trigger mechanism requiring positive action to allow pedal operation</p>	Slow break		3.100	1	
	1NO	IP7018			
	2NO	IP7019			

DOUBLE WITH EN418 EMERGENCY STOP

DESCRIPTION	CONTACTS	REFERENCE NO.	WEIGHT gr.	MIN. PACK QTY.	DIMENSIONS
 <p>With trigger mechanism requiring positive action to allow pedal operation</p>	Slow break		5.300	1	
	1NO	IP7018EM			
	2NO	IP7019EM			

GENERAL CHARACTERISTICS

Comply with		IEC/EN60947-5-1
Rated insulation voltage Ui	V	690 (pollution class 3)
Rated impulse withstand voltage Uimp	kV	4
Operating frequency	Hz	50/60
Rated thermal current Ith	A	10
Rated operating current Ie:		
AC-15 alterante current	V	24 60 110 230 400
	A	16 12 8 6 4,5
DC-13 continuous current	V	24 48 60 110 230
	A	2 1,2 0,85 0,4 0,25
Conditional short circuit withstand		1000A - 10A-500V class gG fuses
Contact impedance	mΩ	≤25
Contact type		Slow break double gap contacts
Positive opening		NC contact with positive opening (⊕)
Electric shock protection		Class II
Protection rating		IP54
Ambient temperature	°C	Operating -25 +70
	°C	Storage -30 +70
Termination type		Screw clamp terminals
Cable entry		No. 1 M20x1.5